

Lesson 1-3

Compare Whole Numbers



**BROADUS
LEARNINGS**

STANDARD: NBT.7

Compare two multi-digit numbers up to and including 100,000 based on the values of the digits in each place, using $>$, $=$, and $<$ symbols to record the results of comparisons.



I Can Statement(s):

- ☐ I can use place value to compare numbers and record my comparisons using $<$, $=$, or $>$.
- ☐ I can also model with math.



Essential Question(s):

1. How do you compare numbers?
2. What place do you look at first when comparing numbers?

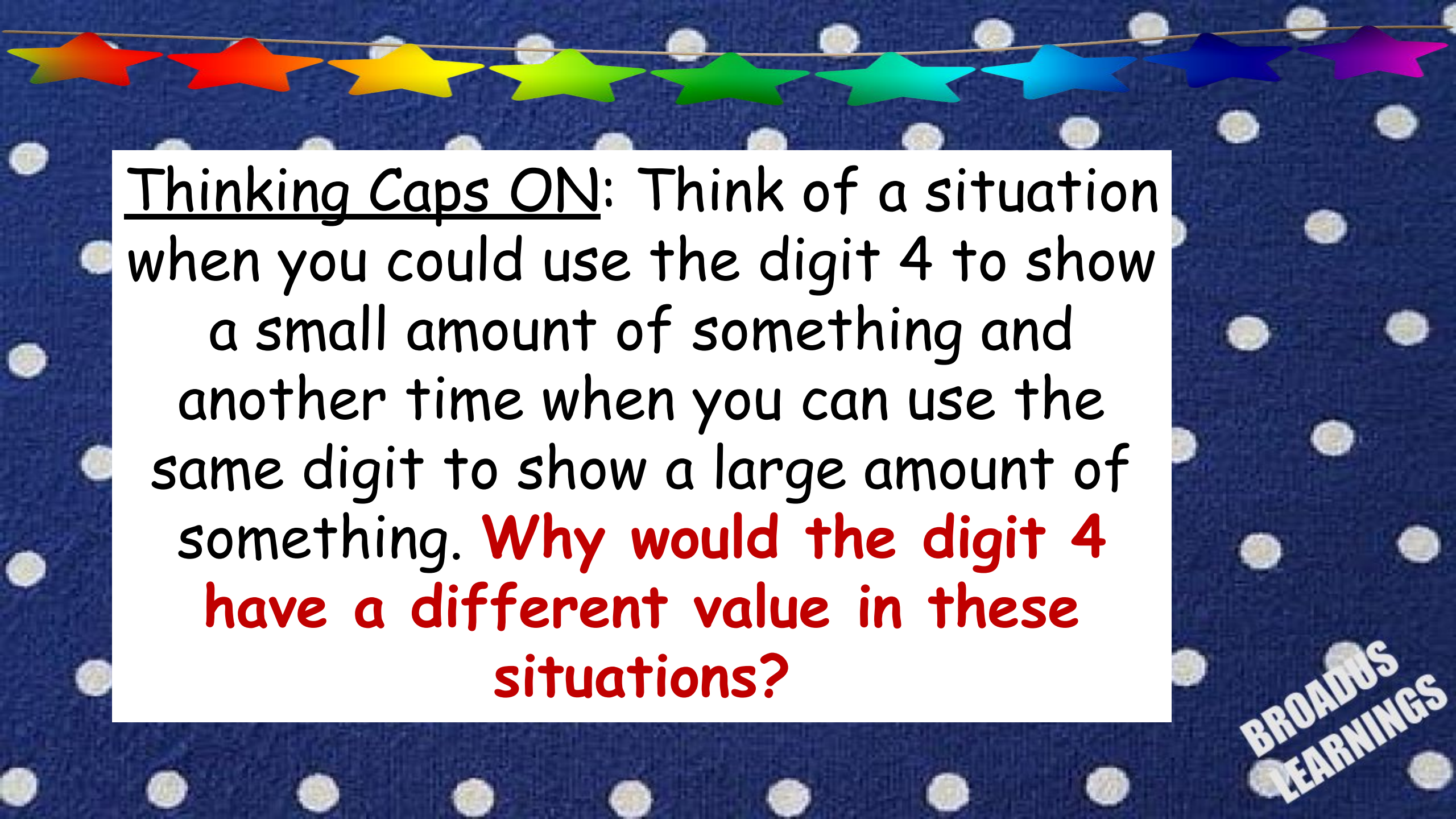


Objective:

Today, we will use
place value to compare
multi-digit numbers.



**BROADUS
LEARNINGS**



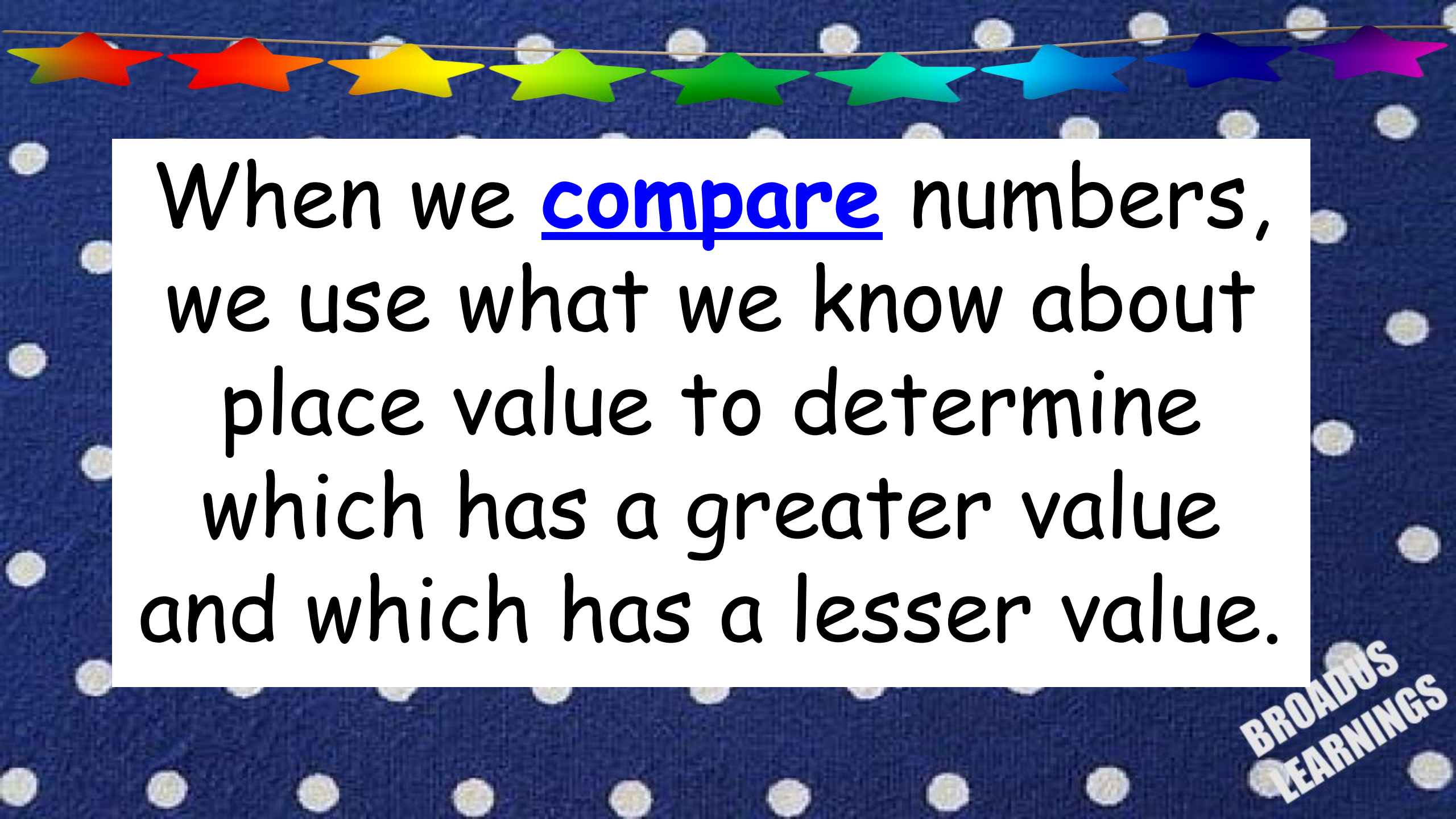
Thinking Caps ON: Think of a situation when you could use the digit 4 to show a small amount of something and another time when you can use the same digit to show a large amount of something. **Why would the digit 4 have a different value in these situations?**

Vocabulary

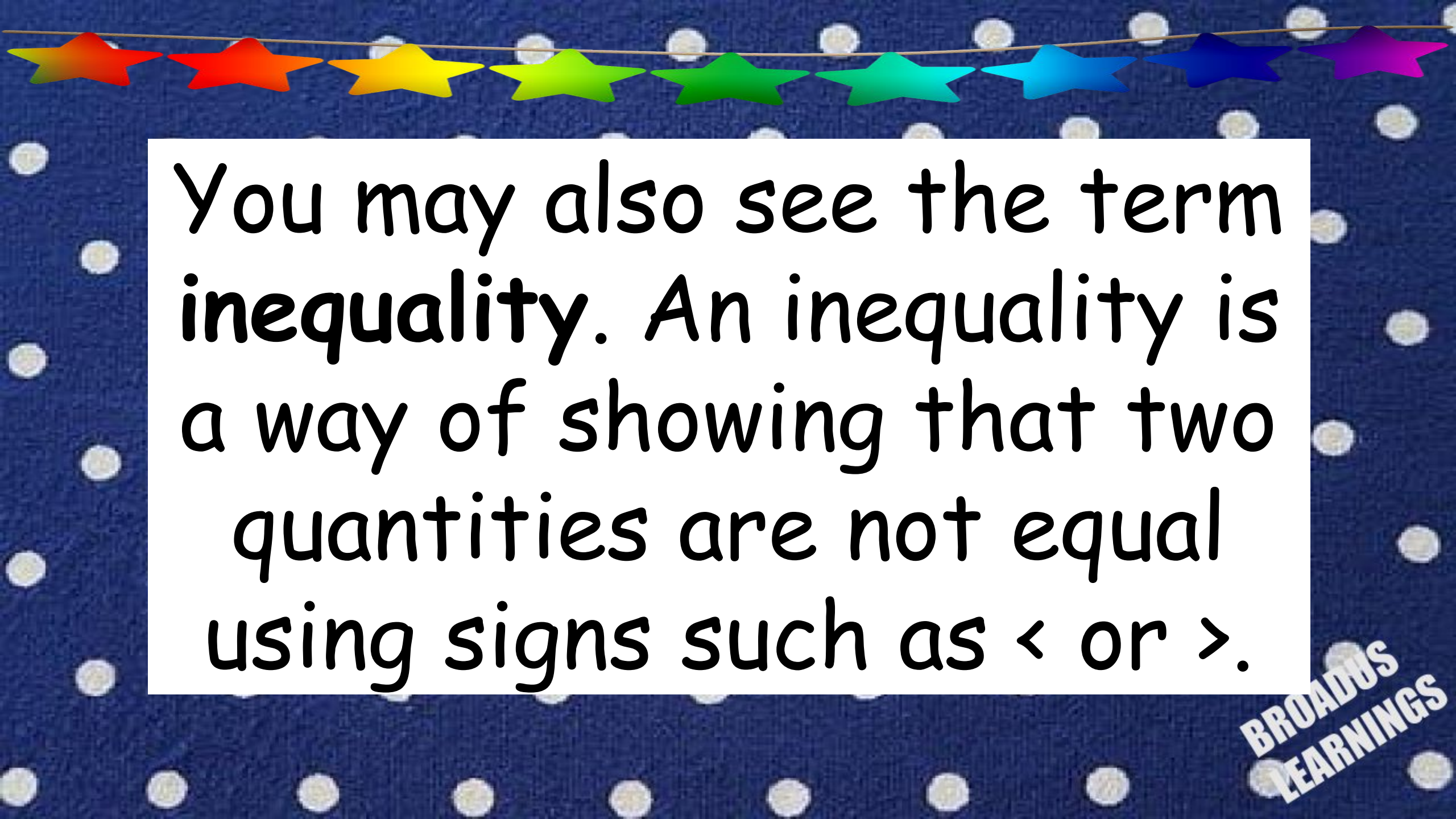
compare
inequality
greater than $>$
less than $<$
equal to
rounding
conjecture




**BROADUS
LEARNINGS**



When we compare numbers,
we use what we know about
place value to determine
which has a greater value
and which has a lesser value.

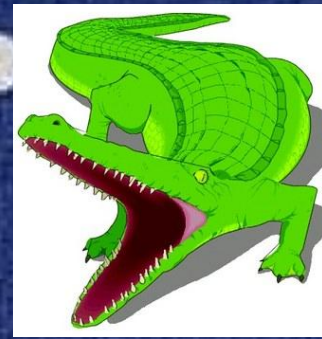
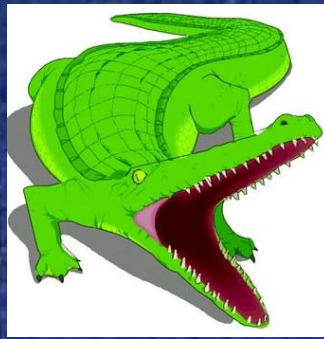


You may also see the term **inequality**. An inequality is a way of showing that two quantities are not equal using signs such as $<$ or $>$.



When comparing numbers,
always start with the digits in
the greatest place value. When
comparing 9,567 and 908 we
compare the 9 and the 9. The
9 has a value of 9,000 and the
9 has a value of 900 so
 $9,567 > 908$.

9,567
908



Your Turn! Remember that the alligator wants to eat more food, or the larger number!

3742

374

What is the value of this 3? What is the value of this 3?

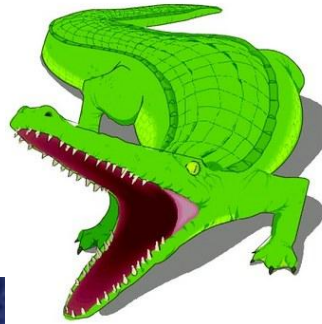
3,742

374

This 3 is
worth 3,000.

This 3 is
worth 300.

3,742



374

BROADUS
LEARNINGS



794

What is this
7 worth?

954

What is this
9 worth?

794

954

794



700

954



900

794



954



5 392

What is this
5 worth?

5 998

What is this
5 worth?

They are both worth 5,000.
We need to now move to the next digit!



5,392

What is this
3 worth?

5,998

What is this
9 worth?






5,392

300

5,998

900

5,392



5,998

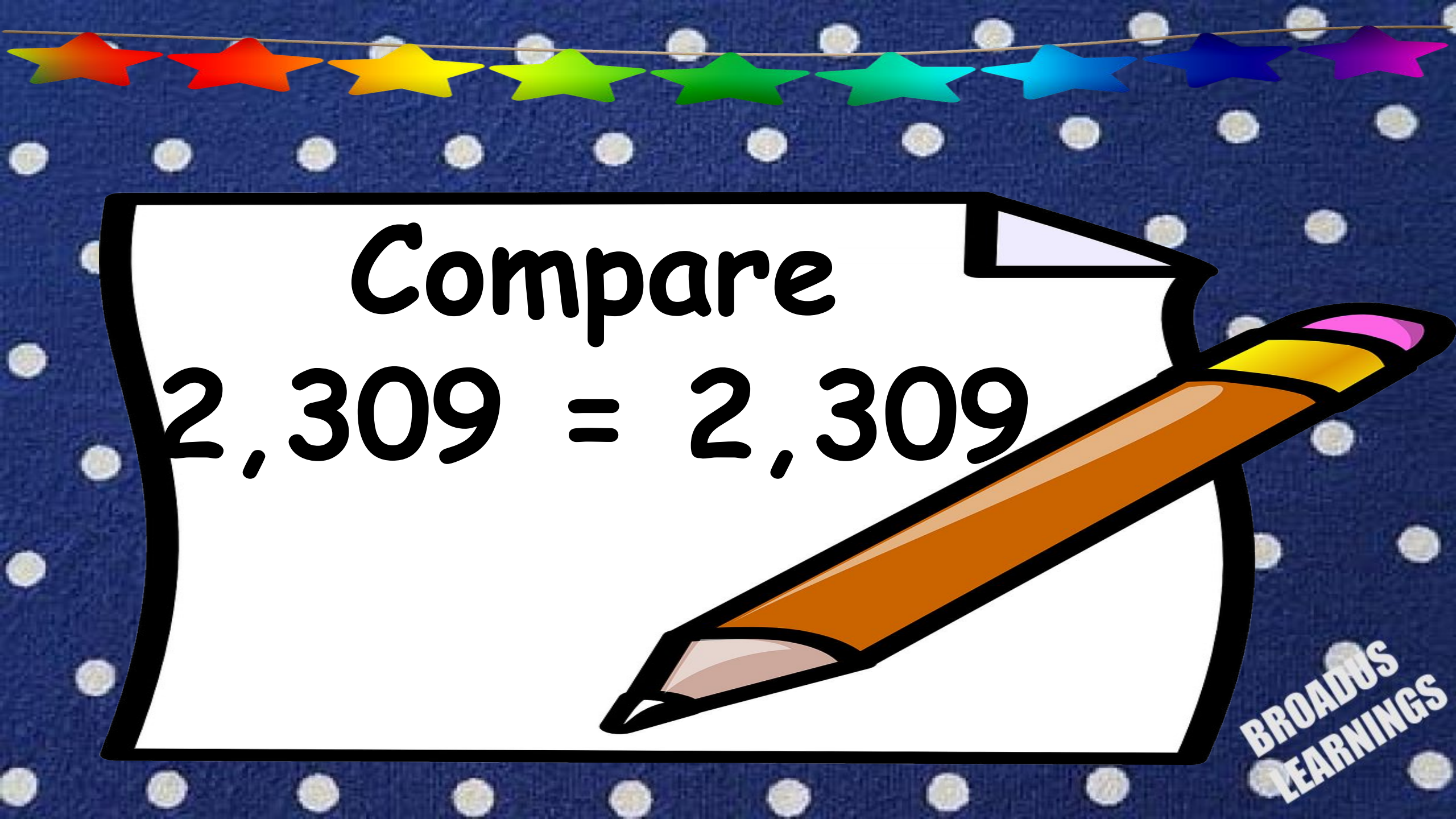
BROADUS
LEARNINGS

Your Turn:

Compare
2,309 2,309




BROADUS
LEARNINGS



Compare

$$2,309 = 2,309$$



BROADUS
LEARNINGS

Your Turn:

Compare

94,009


94,900

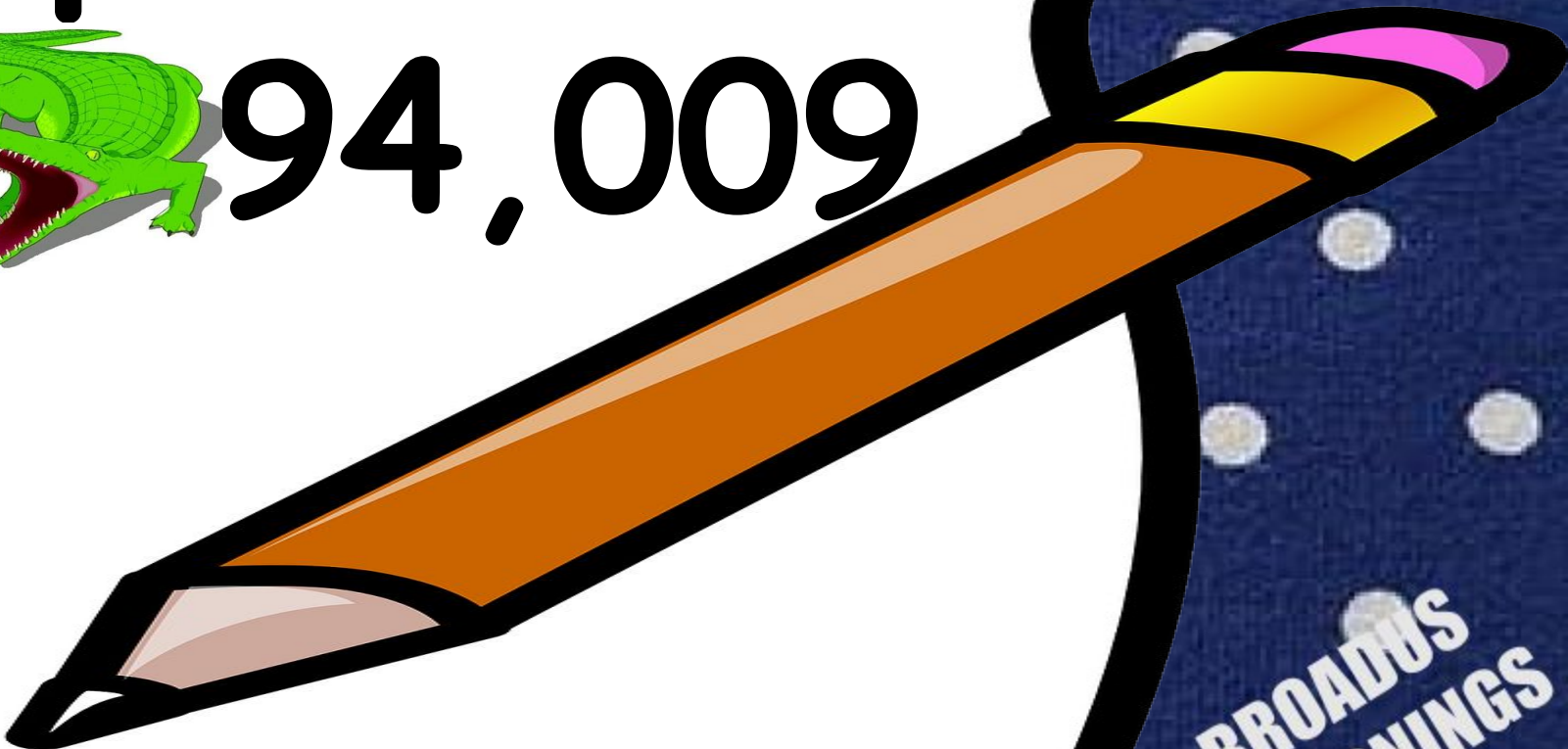


BROADUS
LEARNINGS



Compare

94,900  94,009



BROADUS
LEARNINGS

Your Turn:

Compare

7,762

7,792




**BROADUS
LEARNINGS**



Compare

7,762




7,792



BROADUS
LEARNINGS

Your Turn:

Last Question: Josie has read 250 pages of her novel and LeAnna has read 298 pages of her novel. What place will you need to use to compare? Who has read more?

250  298


The hundreds place is the same
so we must use the **tens place**.
LeAnna read more of her novel
than Josie.



YOU
DID IT



BROADUS
LEARNINGS




Closing Discussion:
What strategies do you need
to use when comparing
numbers? How does it relate
to a place value chart?



I Can Statement(s):

- ☐ I can use place value to round numbers.
- ☐ I can also use a math tool to solve a problem.



**BROADUS
LEARNINGS**

Essential Question(s):

1. How can you round numbers?
2. What place do you look at when rounding numbers?



**BROADUS
LEARNINGS**